

High-Speed Separation Columns

Inertsil C8-3 2 μ m

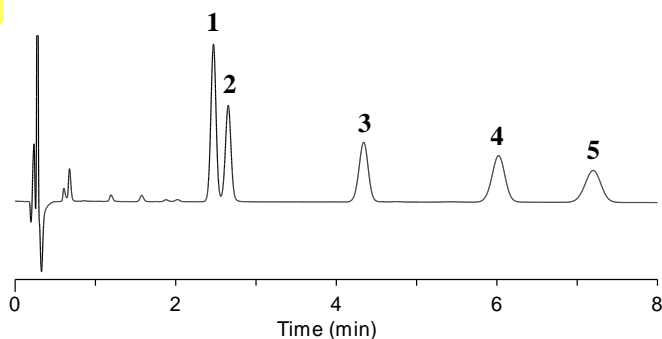
The same base silica synthesizing and bonding technologies used for Inertsil ODS-3 are also employed for Inertsil C8-3 2 μ m. The difference between these two phases is just the length of the hydrocarbon ligands. This enables faster analyses to be performed by converting from an Inertsil ODS-3 column to an Inertsil C8-3 column without changing the separation pattern.

Base Silica Physical Properties and Chemical Modification

Base Silica: High Purity Silica Gel 99.999%
 Particle Size: 2 μ m
 Surface Area: 450 m²/g
 Pore Size: 100Å
 Pore Volume: 1.05 mL/g
 Bonded Phase: Octyl Groups
 Carbon Loading: 9%
 Endcapped: Yes



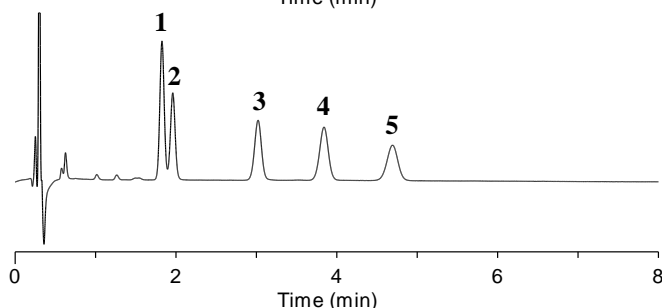
Inertsil ODS-3
2 μ m, 50 \times 3.0 mm I.D.



Conditions

System: GL-7400 system
 Columns: Inertsil ODS-3, C8-3
 Eluent: A: CH₃CN
 B: H₂O
 A/B = 50/50, v/v
 Flow rate: 1.0 mL/min
 Detector: PDA 260 nm
 Inj. Vol.: 5 mL
 Sample: 1. Naphthalene
 2. Ethylbenzene
 3. n-Propylbenzene
 4. Anthracene
 5. n-butylbenzene

Inertsil C8-3
2 μ m, 50 \times 3.0 mm I.D.



The shorter alkyl group a functional group has, the less hydrophobic interaction it has. Therefore, the retentivity of C8-3 is weaker than ODS-3.

Ordering Information

Length / I.D.	2.1mm I.D.	3.0mm I.D.
30mm	5020-84930	5020-84935
50mm	5020-84931	5020-84936
List Price EUR	450	450

* 100mm length can be manufactured upon request.

High-Speed Separation Columns

Inertsil Ph-3 2 μ m

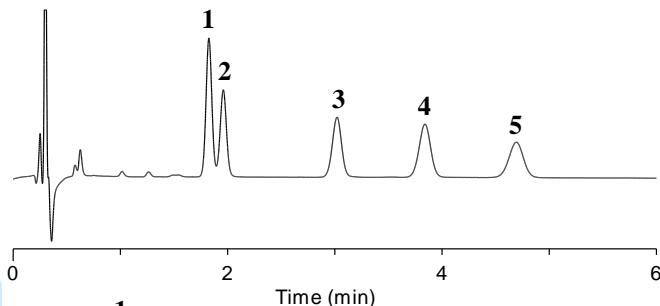
Ordinary phenyl columns are bonded with alkylphenyl groups. For our Inertsil Ph-3, phenyl groups are directly bonded the silica-gel to maximize the effect of an electron affinity. Inertsil Ph-3 shows inherent inertness and unique selectivity.



Base Silica Physical Properties and Chemical Modification

Base Silica: High Purity Silica Gel 99.999%
 Particle Size: 2 μ m
 Surface Area: 450 m²/g
 Pore Size: 100Å
 Pore Volume: 1.05 mL/g
 Bonded Phase: Phenyl Groups
 Carbon Loading: 9.5%
 Endcapped: No

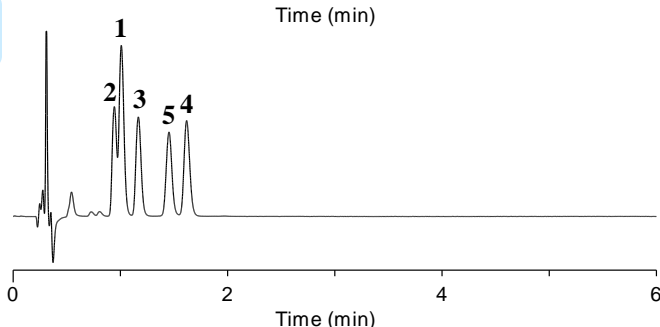
Inertsil C8-3
 2 μ m, 50 \times 3.0 mm I.D.



Conditions

System: GL-7400 system
 Columns: Inertsil C8-3, Ph-3
 Eluent: A: CH₃CN
 B: H₂O
 A/B = 50/50, v/v
 1.0 mL/min
 Detector: PDA 260 nm
 Inj. Vol.: 5 μ L
 Sample: 1. Naphthalene
 2. Ethylbenzene
 3. n-Propylbenzene
 4. Anthracene
 5. n-butylbenzene

Inertsil Ph-3
 2 μ m, 50 \times 3.0 mm I.D.



Inertsil Ph-3 not only makes the analysis time shorter than C8-3, but also provides a unique retention for No.1 and No.4, which offers a different separation pattern.

Ordering Information

Length / I.D.	2.1mm I.D.	3.0mm I.D.
30mm	5020-85130	5020-85135
50mm	5020-85131	5020-85136
List Price EUR	450	450

* 100mm length can be manufactured upon request.